

Dear Parents

Summer is here! In the midst of your sun and fun, please encourage your child to read 20-30 minutes each day. Children who don't read during the summer lose up to one month of their instruction, while children who DO read come back to school ready to learn! Attached is a fun Summer Reading Program for your child to participate in. This packet has EVERYTHING you need to encourage your child to read this summer.

Keep Reading,

*Miss Canino*



# How-to read a PICTURE BOOK

Reading to (and with) your student is an essential part of early literacy and beginning reading skills. Below are some ideas on what to focus on when reading with your student at home. Remember to read *at least* 15 minutes every day!

**PICTURE WALK.** Preview the story with your student by discussing the illustrations and providing key vocabulary. Ask for predictions, comprehension questions, etc. Then see if your student can retell the story with the pictures.

**CONCEPTS OF PRINT.** Before, during, and after reading your book be sure to discuss the concepts of print: cover page, title page, author/illustrator, where you begin reading, how to track words, how to turn the page, etc.

**LETTER/WORD HUNTS.** Go on a letter or word hunt! When reading, point to all words as you read and have your student follow along. Provide visuals of letters and sight words before you read and have your student find as many as they can!


**RETELL.** After the story is over, have your student retell the story from beginning to end. Use the illustrations if needed.

**COMPARE/CONTRAST.** After reading the story, discuss how this story is similar and different from other stories you have read (similar characters, storylines, etc.).

**STORY ELEMENTS.** During and after reading, discuss the story elements: characters, setting, problem/solution.

**DEEP THINKING.** After the story is over, ask questions about character development (how has a character changed throughout the story/how do they feel at the beginning vs. at the end) and the theme of the story (the underlying message or "big idea" of the story).

## HAPPY READING!



Below are questions to ask your child while reading a book or story:

Questions to ask **BEFORE** reading the story or book:

- Looking at the title, cover and illustrations/pictures, what do you think will happen in this book?
- Do you think there will be problem in the story? Why?
- Does the topic or story relate to you or your family? How?

Questions to ask **DURING** reading the story or book:

- What has happened so far in the story? Can you tell me using sequence words? (first, then, next, after, finally, etc.)
- What do you predict will happen next?
- How do you think the story will end?
- How would you have felt if you were the character?

Questions to ask **AFTER** reading the story or book:

- If you had to give it a different title, what would be another good title for it?
- What happened because of the problem?
- Did any of the characters change through the story? Who changed, and how did they change?
- Why do you think the author wrote this?
- What is the most important point that the author is trying to make in his/her writing?
- What was your favorite part? Why?
- If you could change one part, what would you change?
- Can you retell the story in sequence order (use your fingers and words: first, second, then, next, etc.)
- Does it remind you of something you've experienced in real life?

suggested kindergarten books

## Series to Read:

# Disciplin

# BOB Books

# Pete the Cat

# Alphabet Books

# Rhyming Books

# Little Critter

Mittens

# Dick and Jane

# Fly Guys

# Authors to Read:

# Dr. Seuss

# No Wilens

# David Shannon

# W.C. Calkins

# Sandra Boynton




# Bible-themed Children's Books


How Big Is God?	Lisa Tawn Bergren	<a href="https://amzn.to/2yezkDe">https://amzn.to/2yezkDe</a>
Adam, Adam, What Do You See?	Bill Martin	<a href="https://amzn.to/2JY3fGx">https://amzn.to/2JY3fGx</a>
Noah, Noah What Do You See? (board book)	Bill Martin	<a href="https://amzn.to/2SJOP5">https://amzn.to/2SJOP5</a>
The Biggest Story ABC	Kevin DeYoung	<a href="https://amzn.to/2JYITLG">https://amzn.to/2JYITLG</a>
I Talk to God About How I Feel	Stormie Omartian	<a href="https://amzn.to/2JWsoBq">https://amzn.to/2JWsoBq</a>
What Happens When I Talk to God?	Stormie Omartian	<a href="https://amzn.to/2yeyeHx">https://amzn.to/2yeyeHx</a>
Thoughts to Make Your Heart Sing	Sally Lloyd Jones	<a href="https://amzn.to/2YmF3FR">https://amzn.to/2YmF3FR</a>
First Bible Basics: A Counting Primer	Danielle Hitchen	<a href="https://amzn.to/2SI90Qa">https://amzn.to/2SI90Qa</a>
Psalms of Praise: A Movement Primer	Danielle Hitchen	<a href="https://amzn.to/2LMmEMG">https://amzn.to/2LMmEMG</a>
Everywhere I Go, God Is With Me	Mikal Keefer	<a href="https://amzn.to/3IOEAXA">https://amzn.to/3IOEAXA</a>
Loved: The Lord's Prayer	Sally Lloyd Jones	<a href="https://amzn.to/30UwHhi">https://amzn.to/30UwHhi</a>
Found: Psalm 23	Sally Lloyd Jones	<a href="https://amzn.to/2YqDITT">https://amzn.to/2YqDITT</a>
When God Made You	Matthew Paul Turner	<a href="https://amzn.to/2yfQekX">https://amzn.to/2yfQekX</a>
All God's Colors	Patricia Tower	<a href="https://amzn.to/2MdU6Lw">https://amzn.to/2MdU6Lw</a>
The Garden, the Curtain and the Cross	Carl Laferton	<a href="https://amzn.to/32UlnbL">https://amzn.to/32UlnbL</a>
Your Magnificent Chooser	John Ortberg	<a href="https://amzn.to/2SHNNRu">https://amzn.to/2SHNNRu</a>
Parts of the (Church) Body	Amanda Strater	<a href="https://amzn.to/3l8LFPB">https://amzn.to/3l8LFPB</a>







These books are recommended by Jessica Lawler @ Joy in the Journey

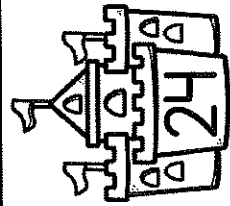
The links are affiliate links, which means I receive a small commission for sharing, at no cost to you



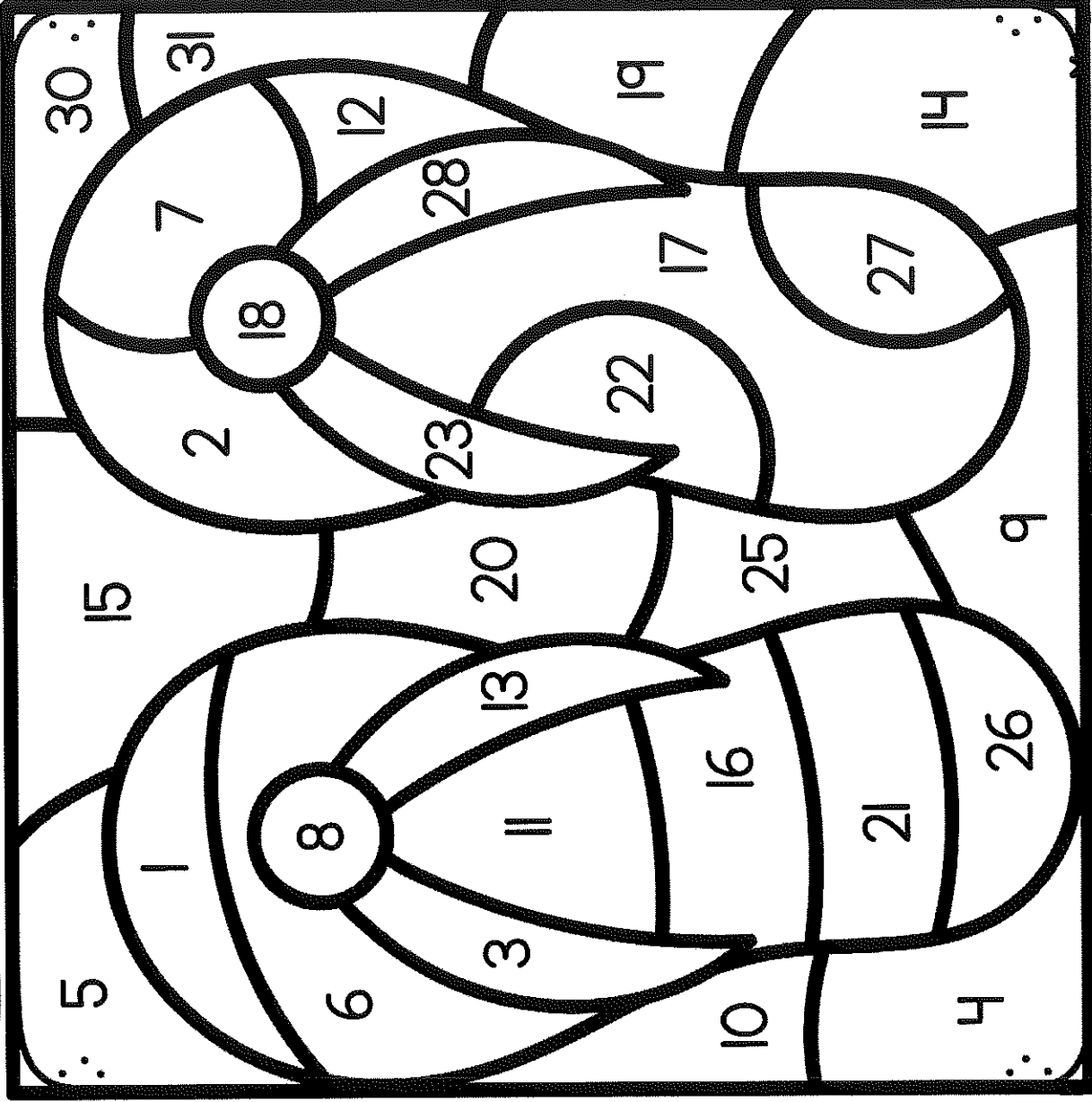
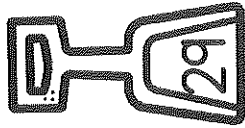
# Summer Reading Bingo



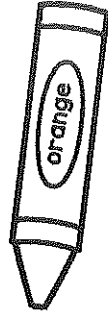
read in your swimsuit	 read to a pet	read your favorite book	read in bed	read wearing sunglasses
read by the pool, lake or ocean	read for 60 minutes	read on Friday	read your friend's favorite book	 read outside
read a book about animals	read a mystery book	 free	read a fairy tale	read in your pajamas
read for 30 minutes	 read a nonfiction book	read to a stuffed animal	read at the park	read with a flashlight
read to a family member	 read while eating ice cream	read under a table	read for 20 minutes	read out loud 



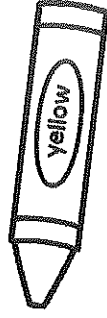
# MY JULY BOOKS



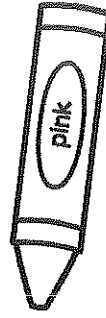
Each day, find the number on the color code that matches the date. Color that number after you've read for that day!



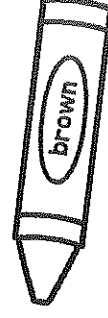
1, 6, 11,  
16, 21, 26



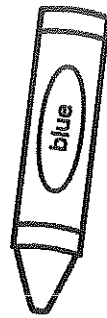
2, 7, 12,  
17, 22, 27



3, 8, 13,  
18, 23, 28, 29




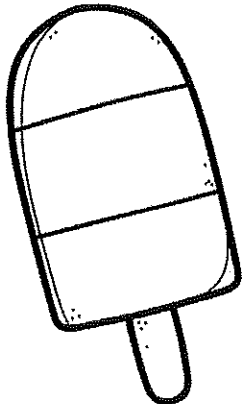
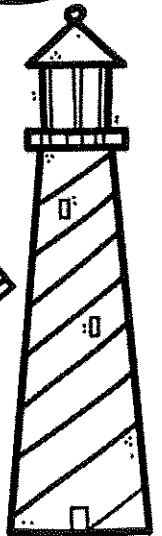

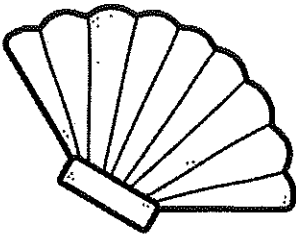




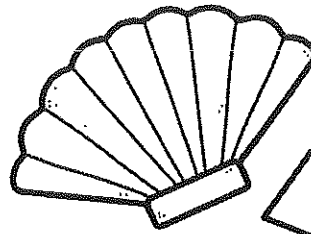

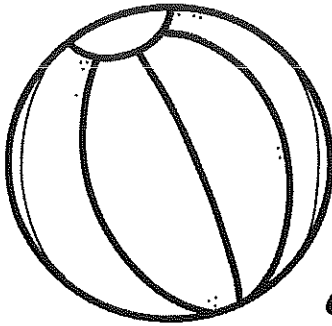
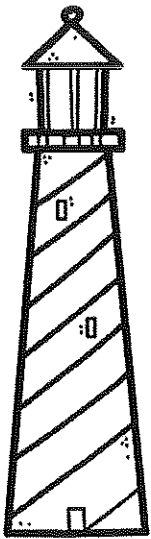
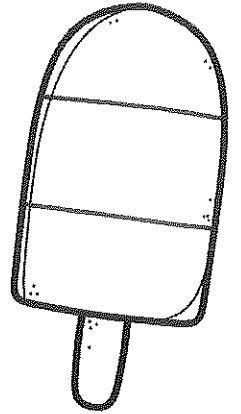



4, 9, 14,  
19, 24,




5, 10, 15,  
20, 25, 30, 31

# Summer Reading Log

Color a picture for each book you read this summer!








# The Tent Mouse and the RV Mouse


Written by Loretta Sponsler, Illustrated by Kathrine Gutkovskiy

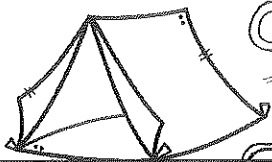


## Pre-Reading Discussion

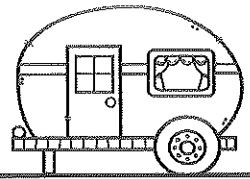
Consider the illustration on the cover of the book:

- Describe the action taking place in the illustration. What are the mice doing?
- Examine the setting. Identify the two forms of shelter depicted in the background of the illustration.
- What does "RV" mean?
  - *RV is an acronym for Recreational Vehicle. The word "Recreation" means an activity done for fun.*
  - *RVs are also called Campers.*
  - *RVs and Campers are homes on wheels, complete with a kitchen, bedroom, and bathroom.*
- Tell why the mice are seated by a fire.
- Identify the type of instrument one of the mice is playing.
- What is the other mouse doing? How do you know?
- Is this scene taking place during the daytime or the nighttime? How do you know?
- After analyzing this illustration, predict what this story is going to be about.
- The back of the book says, "A modern twist on Aesop's fable, *The Town Mouse and the Country Mouse*." Do you know this fable?






# The Tent Mouse and the RV Mouse



Name: \_\_\_\_\_

Date: \_\_\_\_\_


## Reading Response


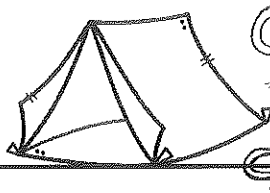


*"They drove many miles  
and saw many things."*

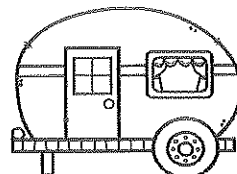

Have you ever been on a road trip? Have you ever driven somewhere for vacation? Draw a picture of your favorite travel memory.

Label the picture or add a caption.





# The Tent Mouse and the RV Mouse



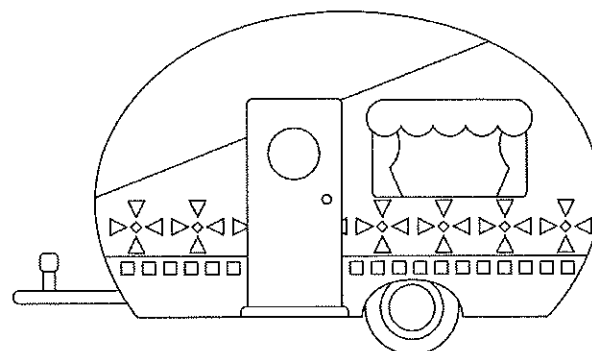

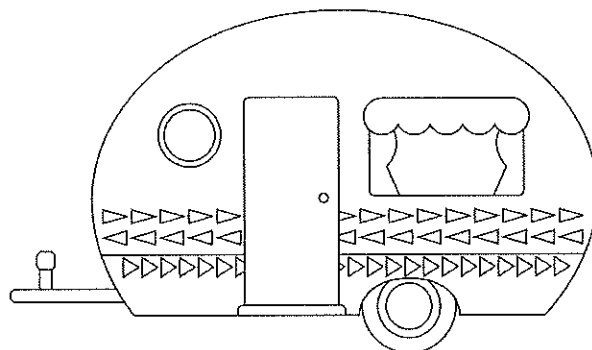
Name: \_\_\_\_\_

Date: \_\_\_\_\_

## Coloring Sheet

In the story, Harvey towed his  
RV with a red truck.

Design and draw a vehicle to tow  
the RVs below. Add details and  
color.

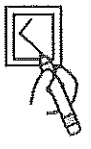


Read the "I see..." sentences & illustrate your favorite one.

Name: \_\_\_\_\_

Date: \_\_\_\_/\_\_\_\_/\_\_\_\_

Writing Checklist



Capital Letter ☐

The cat is big. W D N B

Spaces ☐

The cat is big.

Tap Sounds ☐

cat

Punctuation ☐

The cat is big. . ! ? B

Sounds Right ☐

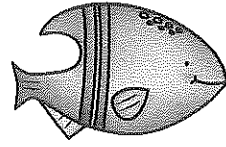
The cat is big. ③ . . . .

Picture Details ☐

The cat is big.

# Under the Sea


I see a fish.




I see a crab.




I see a whale.



I see a turtle.




I see an octopus.




I see a seahorse.



I see a dolphin.



I see a jellyfish.



I

see

the

umbrella.

I

see

the

bucket.

I

see

the

sand.

I

see

the

castle.

I

see

the

ball.

I

see

the

towel.

I

see

the

hats.

I

see

the

flip flops.

I

see

the

shells.

I

see

the

beach bag.